

Scaled data based on original data using
LM-79-08 Approved Method: Electrical and Photometric Measurements of Solid-
State Lighting Products

Test Report Prepared for
Cooper Lighting Solutions
(formerly Eaton)

Brand: McGRAW-EDISON

Report Number: P946535

Luminaire Tested: **GALN-SB2A-930-U-RW**

Issue Date: 1/21/2025

Test Information

Test Method: LM-79-08
Report Number: P946535
TEST IS SCALED FROM IESNA LM-79-08 TEST DATA (G2-2411-289-19)
Test Lab: INNOVATION CENTER
Issue Date: 1/21/2025
Manufacturer: COOPER LIGHTING SOLUTIONS (FORMERLY EATON)
Product Line: McGRAW-EDISON
Catalog Number: GALN-SB2A-930-U-RW
Description: GALLEON AREA AND ROADWAY HIGH DENSITY LED LUMINAIRE
(2) 90 CRI, 3000K, 350mA LIGHTSQUARES WITH 26 LEDS EACH AND RECTANGULAR
WIDE OPTICS
Light Source: -
Ballast/Driver: -

Summary

Lumens per Lamp: N/A
Luminaire Lumens: 6426 lumens
Efficiency: N/A
Efficacy: 112.1 lumens/watt
Luminous Opening: Rectangular (W 0.5' x L: 1' x H: 0')
IES Classification: Type III - Medium
BUG Rating: B3 - U0 - G3

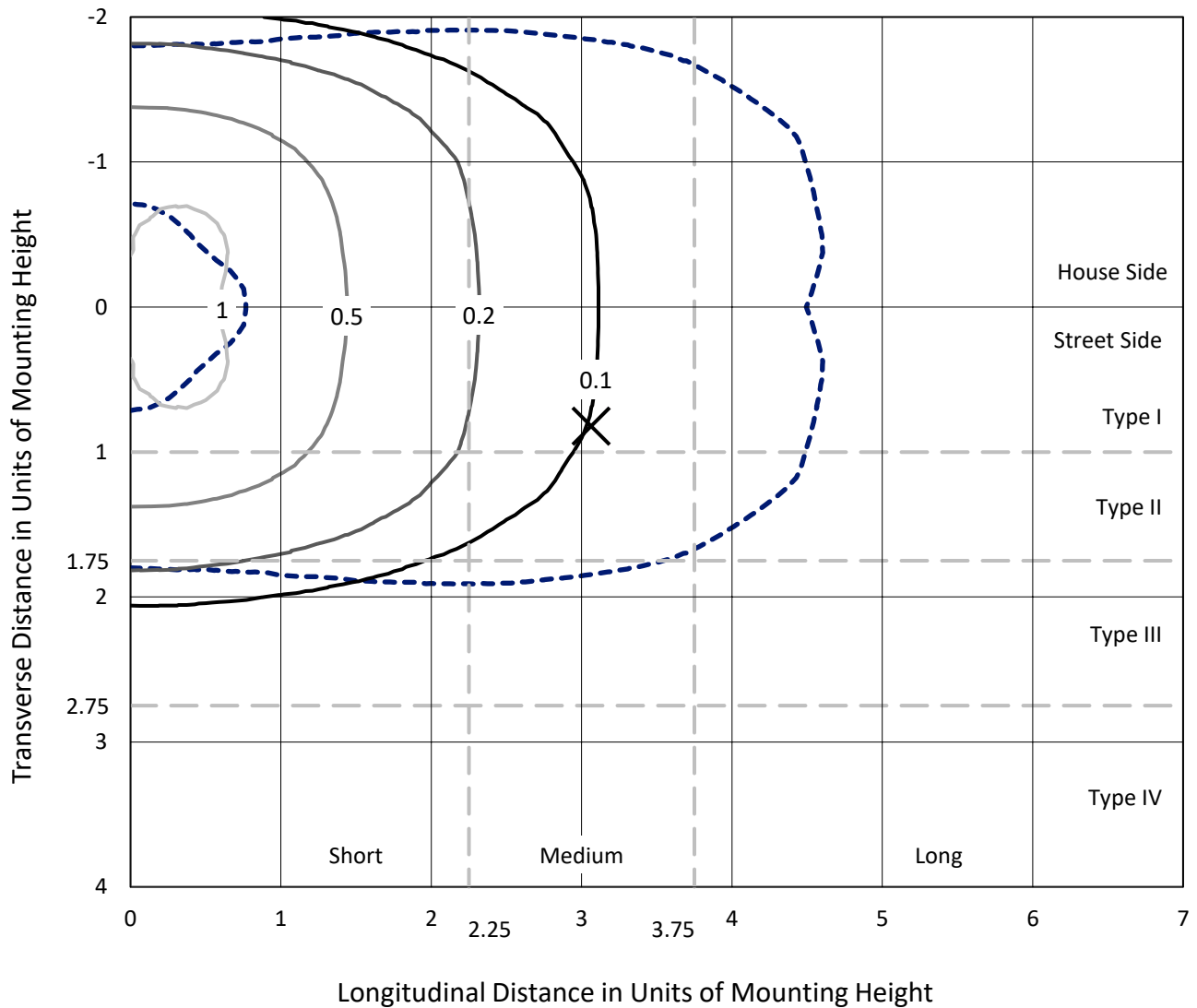
Input Watts (W): 57.3
Input Voltage (V): NR
Input Current (Ain): NR
Voltage Rise (V): NR
Power Factor: NR
Total Harmonic Distortion (THDi): NR
Frequency (hertz): 60
Stabilization Time: NR
Operation Time: NR
Ambient Temperature (°C): NR
Test Distance: 24 FT



REPORT NUMBER: P946535
 CATALOG NUMBER: GALN-SB2A-930-U-RW

Iso-Footcandle Lines of Horizontal Illumination

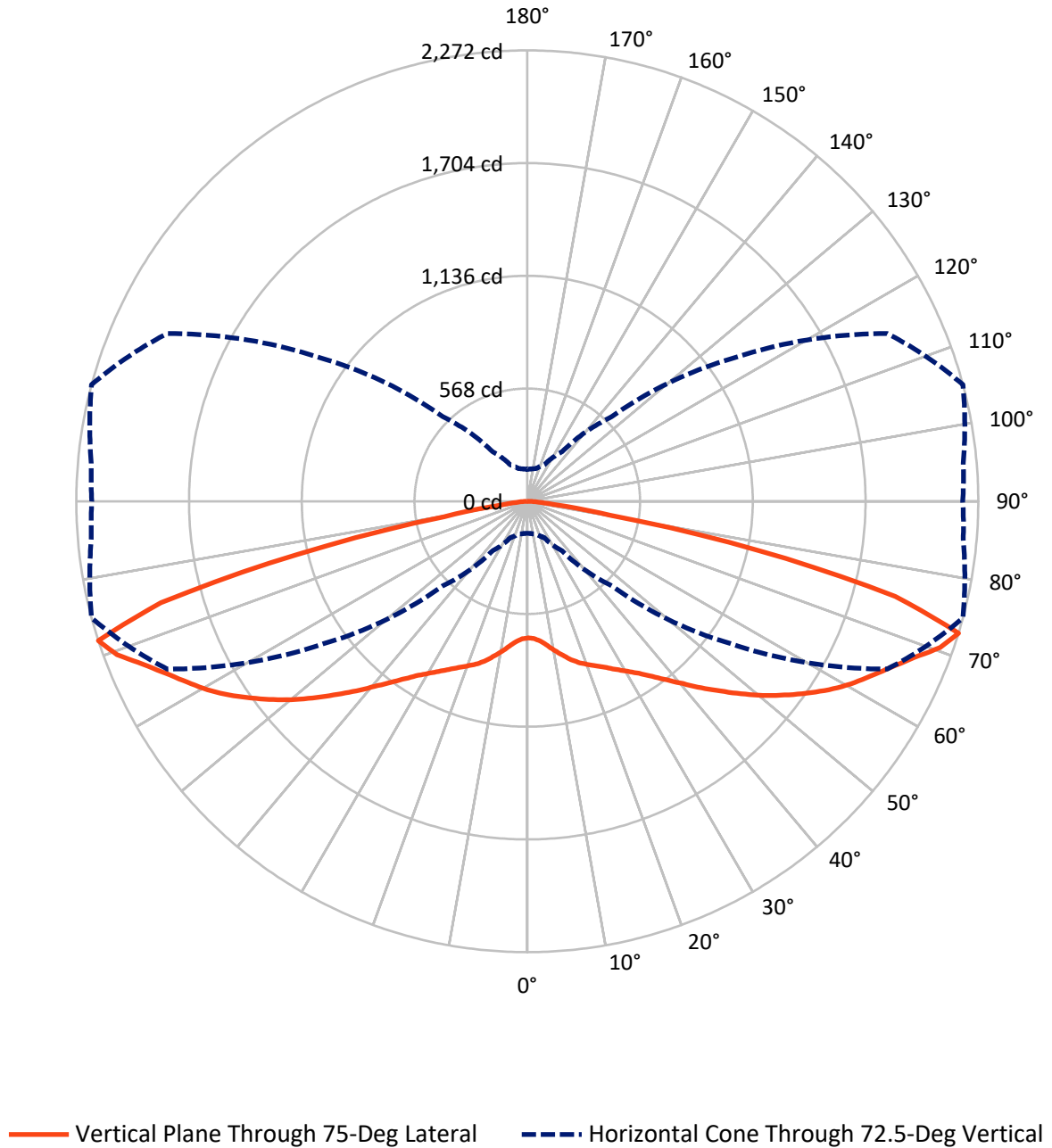
✕ Max cd
 - - - 1/2 Max cd



Based on 25 foot mounting height. Maximum calculated value = 1.2 fc
 Type III - Medium - N/A

REPORT NUMBER: P946535
CATALOG NUMBER: GALN-SB2A-930-U-RW

Luminous Intensity Polar Plot



REPORT NUMBER: P946535
 CATALOG NUMBER: GALN-SB2A-930-U-RW

FLUX DISTRIBUTION:

		Downward	Upward	Total
House Side	Lumens	3213.0	0.0	3213.0
	% Fixture	50.0	0.0	50.0
Street Side	Lumens	3213.0	0.0	3213.0
	% Fixture	50.0	0.0	50.0
Total	Lumens	6426.0	0.0	6426.0
	% Fixture	100.0	0.0	100.0

ZONAL LUMENS:

Zone	Lumens	% Fixture
0°-10°	67.4	1.0
10°-20°	222.4	3.5
20°-30°	429.7	6.7
30°-40°	725.6	11.3
40°-50°	1150.8	17.9
50°-60°	1540.7	24.0
60°-70°	1466.3	22.8
70°-80°	765.1	11.9
80°-90°	57.9	0.9
90°-100°	0.0	0.0
100°-110°	0.0	0.0
110°-120°	0.0	0.0
120°-130°	0.0	0.0
130°-140°	0.0	0.0
140°-150°	0.0	0.0
150°-160°	0.0	0.0
160°-170°	0.0	0.0
170°-180°	0.0	0.0
0°-90°	6426.0	100.0
0°-180°	6426.0	100.0

Coefficient of Utilization



REPORT NUMBER: P946535

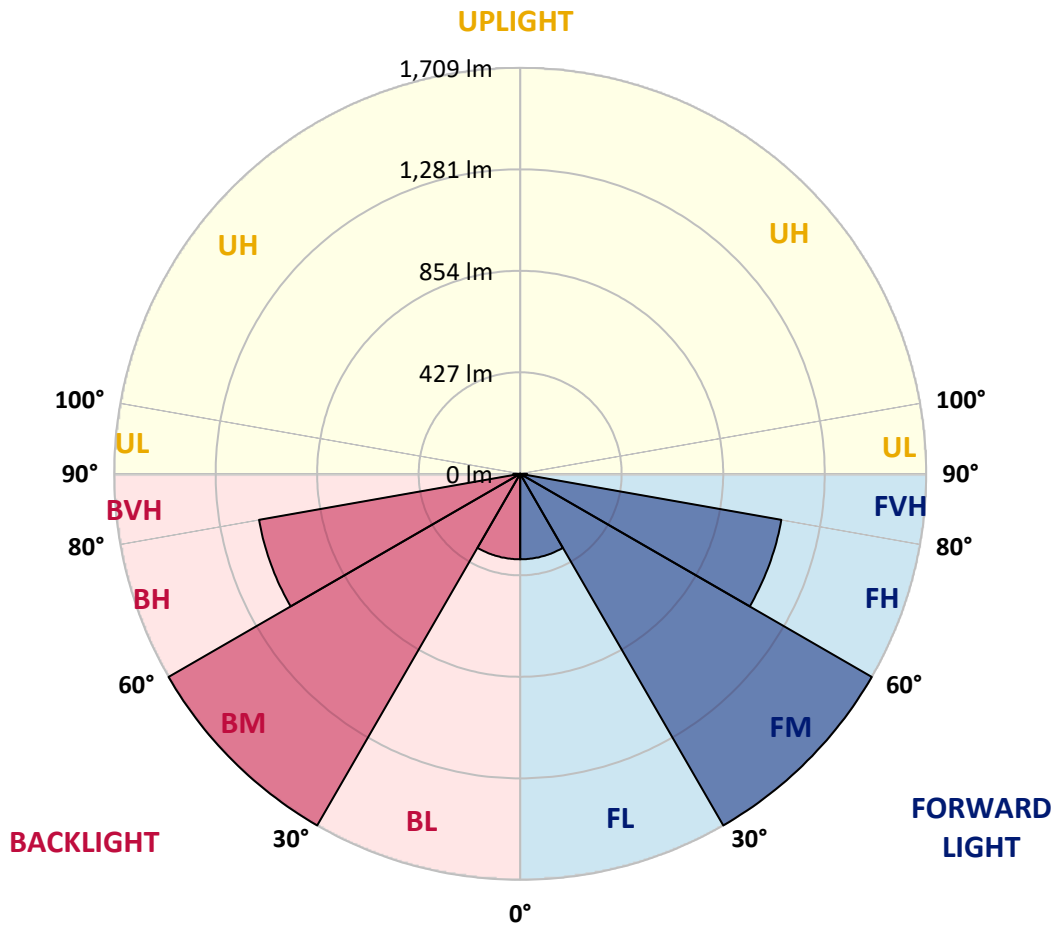
CATALOG NUMBER: GALN-SB2A-930-U-RW

LUMINAIRE CLASSIFICATION SYSTEM LUMEN TABLE AND BUG RATING:

Zone	Lumens	% Fixture	Zone Rating/Lumen Limit		
			B	U	G
FL (0°-30°)	359.8	5.6			
FM (30°-60°)	1708.6	26.6			
FH (60°-80°)	1115.7	17.4			G1/1800
FVH (80°-90°)	29.0	0.5			G1/100
BL (0°-30°)	359.8	5.6	B1/500		
BM (30°-60°)	1708.6	26.6	B2/2500		
BH (60°-80°)	1115.7	17.4	B3/2500		G3/2500
BVH (80°-90°)	29.0	0.5			G1/100
UL (90°-100°)	0.0	0.0		U0/0	
UH (100°-180°)	0.0	0.0		U0/0	

BUG Rating: B3-U0-G3

Type III Medium



REPORT NUMBER: P946535

CATALOG NUMBER: GALN-SB2A-930-U-RW

CANDELA DISTRIBUTION (FULL):

	0°	5°	15°	25°	35°	45°	55°	65°	75°	85°
0°	688.3	688.3	688.3	688.3	688.3	688.3	688.3	688.3	688.3	688.3
2.5°	688.3	687.7	688.3	689.0	688.7	688.7	690.3	691.3	693.3	692.9
5°	683.7	683.4	686.0	689.0	691.3	695.2	700.2	703.8	708.4	709.3
7.5°	681.4	680.5	685.1	690.3	697.5	707.4	716.9	726.7	734.6	737.2
10°	683.1	683.4	689.7	699.5	711.0	724.8	738.2	754.9	766.1	768.7
12.5°	690.6	690.0	700.5	716.2	732.0	749.4	765.1	783.5	795.6	801.9
15°	704.4	703.1	717.9	741.2	764.1	784.5	797.3	814.7	828.8	836.6
17.5°	720.8	721.5	740.8	771.0	801.2	824.2	836.3	845.2	856.0	862.9
20°	749.7	751.0	772.7	808.4	842.9	869.1	879.0	875.7	878.6	883.9
22.5°	788.4	789.1	813.3	852.1	888.1	917.0	923.6	910.1	901.9	905.5
25°	833.4	837.6	861.9	901.6	938.7	966.2	969.2	948.8	928.5	929.5
27.5°	888.1	892.1	916.7	956.1	993.8	1017.7	1017.4	990.2	960.3	952.8
30°	947.5	951.8	977.1	1017.7	1052.9	1073.8	1069.3	1036.8	994.1	980.0
32.5°	1018.1	1020.7	1046.3	1087.0	1119.5	1136.2	1126.7	1086.6	1033.5	1017.4
35°	1103.4	1107.3	1126.3	1164.7	1193.3	1207.1	1191.0	1143.7	1084.0	1066.0
37.5°	1200.8	1198.2	1219.9	1254.0	1277.6	1286.1	1264.1	1208.0	1141.8	1120.4
40°	1302.5	1301.2	1324.8	1357.6	1370.4	1375.7	1343.2	1281.9	1208.4	1185.4
42.5°	1394.7	1393.7	1425.6	1462.0	1477.4	1471.5	1430.5	1360.3	1285.5	1259.2
45°	1468.5	1467.2	1506.3	1557.5	1587.6	1577.8	1522.7	1446.9	1363.6	1336.3
47.5°	1525.3	1526.0	1568.0	1631.3	1684.1	1687.7	1616.8	1535.1	1449.5	1418.7
50°	1566.3	1568.3	1613.2	1683.4	1755.6	1787.5	1713.0	1625.7	1538.4	1503.7
52.5°	1576.5	1580.1	1634.2	1716.6	1801.6	1862.3	1810.7	1712.6	1622.7	1589.6
55°	1522.4	1529.6	1598.1	1714.0	1829.8	1911.5	1896.7	1800.9	1707.7	1673.6
57.5°	1398.0	1408.2	1488.2	1639.5	1823.5	1945.3	1963.3	1885.6	1792.7	1759.9
60°	1223.8	1235.9	1312.7	1477.7	1735.6	1957.7	2010.2	1967.9	1870.8	1839.0
62.5°	961.0	976.7	1068.6	1262.2	1549.9	1899.7	2050.3	2042.4	1941.0	1901.3
65°	616.5	633.2	730.0	958.7	1302.2	1721.8	2062.7	2114.9	2015.1	1959.7
67.5°	371.7	379.3	427.2	581.1	951.8	1453.8	1957.1	2195.3	2101.8	2032.9
70°	237.9	242.1	270.7	341.2	538.1	1060.7	1695.3	2210.4	2206.8	2108.0
72.5°	161.4	162.7	170.3	202.1	304.5	602.7	1250.4	2001.0	2272.4	2204.8
75°	118.1	125.3	137.5	143.0	172.9	301.2	716.6	1405.9	1915.1	1944.6
77.5°	87.9	88.3	105.0	111.6	123.4	160.4	303.2	784.8	1189.0	1248.4
80°	74.5	70.5	70.2	89.9	92.9	100.1	135.5	271.0	425.9	258.2
82.5°	62.0	57.7	52.2	70.2	63.3	61.4	58.7	110.2	135.5	66.6
85°	43.3	41.3	39.4	45.9	36.1	30.8	28.2	51.5	57.1	28.2
87.5°	18.7	19.4	19.7	20.3	15.1	10.8	10.8	14.4	14.4	11.2
90°	0.0	0.0	0.0	0.0	0.0	0.0	0.0	0.0	0.0	0.0

(END C

90°
688.3
692.6
709.3
737.9
771.3
804.5
839.6
866.2
887.8
908.2
931.1
955.1
981.7
1021.4
1068.6
1124.4
1192.9
1265.8
1342.6
1427.9
1514.2
1598.1
1683.1
1767.4
1845.9
1905.9
1966.6
2038.1
2107.3
2194.3
1873.1
1113.5
195.2
56.8
24.9
8.2
0.0

OF REPORT)